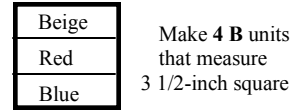
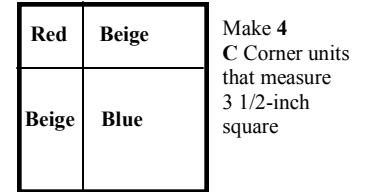
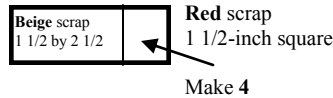
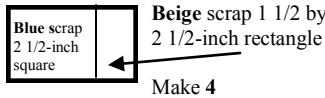


Constructing the block, cont:

For the **B** units, sew together 1 **Blue** scrap 1 1/2 by 3 1/2-inch rectangle, 1 **Red** scrap 1 1/2 by 3 1/2-inch rectangle, and 1 **Beige** scrap 1 1/2 by 3 1/2-inch rectangle as shown. Make **4 B** units.



Start the **C** units by sewing a **Beige** scrap 1 1/2 by 2 1/2-inch rectangle to a **Blue** scrap 2 1/2-inch square as shown. Next, sew a **Red** scrap 1 1/2-inch square to the end of a 1 1/2 by 2 1/2-inch **Beige** scrap rectangle as shown. Sew the **Beige/Blue** pieces to the **Red/Beige** pieces as shown. Make **4 C** Corner units.



Follow the diagram below to complete the block:

