


Benjamin Franklin Mystery Quilt **quilt** craft cook create
 the Hour Glass Block,

four to be made

Throughout his life, Benjamin was fascinated by the idea of time; how to use it, how to save it, and how to make the most of it. At one point during his youth, he asked his most pious father why Grace could not be said but once over the cow thus saving time by omitting it before each meal! He also thought of advancing the hour of the day to coincide with the sun; today we know it as Daylight Savings Time....



6-inch square finished (6 1/2-inch unfinished)

Supplies

rotary cutter, 6 x 24-inch ruler, rotary cutting mat
 sewing machine and matching thread
 marking tool of choice
 scraps cut to the sizes below
 spray starch or sizing (*not necessary, but very helpful*)

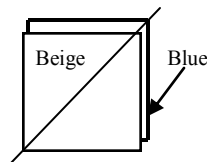
1/4-inch seams throughout; press in the direction that creates the least bulk; press seams opposite whenever possible

Cutting:

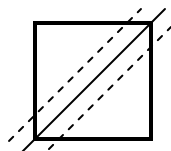
- Blue scraps: **8** 2 1/2-inch squares **C**
 4 2 7/8-inch squares **D**
- Beige scraps: **4** 2 1/2-inch squares **A**
 4 2 7/8-inch squares **D**
- Red scraps: **16** 2 1/2-inch squares **B**

Constructing each block:

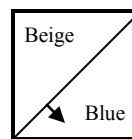
Begin by making the **D** unit; draw a diagonal line across the back of a **Beige** scrap 2 7/8-inch square. Layer on top of a **Blue** scrap 2 7/8-inch square. Sew 1/4-inch to each side of the drawn line. Cut on the drawn line and press. You will have **2 Beige/Blue D/D** units. Each unit should measure 2 1/2-inch square.



Draw diagonal line; layer



Stitch, then cut apart on the drawn line



Press towards the **Blue**

Make 2