


## *Amish Quilt Block Fuse Bead Magnets*

Use **Perler**<sup>®</sup> Fuse Beads and the photographs below to make these fridge magnets based on Amish quilt blocks. Follow the manufacturer's directions to fuse the beads with a household iron, then glue magnets to the backs. It's as easy as that!


### *You will need*

**Perler**<sup>®</sup> Fuse Beads in the number specified for each design  
items listed on fuse bead instructions  
small square **Perler**<sup>®</sup> pegboard  
small craft magnets-4 for each block  
tacky-type craft glue




**Roman Stripe Quilt Block**

Black (66)  
Dk Green (33)  
Pastel Green (24)  
Dk Blue (15)  
Parrot Green (6)



**Churn Dash Block**

Black (32)  
Dk Purple (24)  
Pastel Lavender (40)  
Magenta (16)  
Turquoise (32)



**Scrappy 9-Patch Block**

Raspberry (16)  
Green (16)  
Toothpaste (16)  
Parrot Green (16)  
Plum (16)  
Blue (16)  
Pastel Green (16)  
Pastel Lavender (16)  
Blush (16)