


Pinwheel Quilt Block Fuse Bead Magnets

Use **Perler**® Fuse Beads and the photographs below to make these fridge magnets based on Pinwheel quilt blocks. Follow the manufacturer's directions to fuse the beads with a household iron, then glue magnets to the backs. Each block is approximately 2 1/2-inches square.


You will need

Perler® Fuse Beads in the number specified for each design
 items listed on fuse bead instructions
 small square **Perler**® pegboard
 small craft magnets-4 for each block
 tacky-type craft glue




Pinwheel Star Block

Dk Blue (64)
 Blue (8)
 White (32)
Red (40)
 Total-144



Four-Patch Pinwheel Block

Dk Blue (6)
 Blue (32)
 Toothpaste (32)
 White (28)
Red (46)
 Total-144



Double Pinwheel Block

Dk Blue (30)
 Blue (30)
 Toothpaste (24)
 White (20)
Red (40)
 Total-144